


# The Peter Becker Community

## Woodworkers' Newsletter

February 2024



### *A Message from the* **PRESIDENT**

The shop has been busy this month between the construction of the new mobile plywood cart, squirrels, and more cutting boards. The furniture committee received many new and interesting pieces, so stop by the Thrift/Furniture Store and check them out. We welcome all who want to help make the squirrels, cutting boards or turn bowls. Our inventory is low and needs to be replenished—plus we are still looking for new ideas. Our next quarterly meeting will be in early April. The agenda and the specific date will be sent out later. If there are any concerns or topics for discussion, please contact me. And thank you for all your help and support. As always, please remember to:

Clean your area once done

Close all interior doors when leaving

Turn off lights (including on machines)

Sign out - Lock the door.

#### **MISSION STATEMENT**

We are a diverse group of Peter Becker residents who explore, share, and expand our woodworking skills. We value: creativity, safety, teamwork, a clean environment, and sharing skills. Our goal: to have our members use the woodshop for both individual and selective community projects.

## A Scurry of Squirrels



Did you know a group of squirrels is called a scurry. While it is a rare sight because squirrels are solitary creatures and highly territorial. A mother squirrel with her young is called a dray. Using the scroll saw and the router, Jody Law is surrounded with thirty oven squirrels she made out of walnut. Joe Bondi, not pictured, helped by planing the wood and rounding the edges on the router. Initially the idea came from Rose Bondi, and woodworkers have made at least 100 of them over the years.

## Hummingbirds



Did you know they are called hummingbirds because of the humming sound created by their beating wings which flutter at high frequencies. They are also noted for their long beak which is used to feed on flower nectar. Mark de Porry decided to carve a hummingbird sitting on a branch and preparing to feed on nectar. Thanks Mark for sharing your carving skills. The carving is for sale in the Maple Corners Gift Shop.



## Jim Rich Shares His Skills




We are blessed to have Jim Rich, a retired electrician, who is always available to help solve electrical problems with our woodworking equipment. In the photo to the left, Jim is working on installing a switch and an outlet for the two lights on the scroll saw. Thanks Jim, we appreciate your help and expertise.

**SHARING  
ENRICHES  
EVERYONE**

## Bill Rose Sharing His Skills


Bill Rose designed and made two napkin holders. Pictured to the left is one of them made from walnut and maple. He finished both with polyurethane. They are available in the Maple Corners Gift Shop.



Bill has made many large cutting boards over the years and Jody suggested that we try two smaller cutting boards, two to a package. The first batch sold very quickly. So Bill offered to make more which he is holding in the photo to the right. He often makes them out of walnut and maple, and finishes them with cutting board oil.

## Bob & John—Kindergarten Days

Pictured to the right are John Walz and Bob Coble. One might think they are making building blocks, reminiscent of their kindergarten days. But actually these blocks have a specific purpose.



John and Bob made 16 wooden blocks for staff member Emily Reinert who inserted them in mailboxes at Maplewood Estates to indicate empty apartments. This will help reduce mail and paper until those apartments are occupied.



## Sharing Their Skills

Pictured to the right is Wayne Whitney repairing a marble top plant stand. Wayne is chair of the furniture restoration committee. To the left is Mark de Porry working on a swivel bench chair. These items will be sold in the Thrift/Furniture Store to benefit the PBC Auxiliary.



## Willow Grove Bench Restoration



Rick Layer

Jeff Miles reported that Bob and Loretta Gamble of Pondview Cottages donated two cast iron benches that were originally used at Willow Grove Amusement Park. Rick Layer has worked repainting the cast iron bench sides that are embossed with "Willow Grove Park." In the photo to the left, Rick Layer is making and finishing new oak slats for the seating area.

Susan Elverson has volunteered to paint the bench's lettering in gold to make the embossed letters stand out. The benches will be a great addition to our community. Thanks Rick, Susan and Jeff.



Susan Elverson

## A Family of Giraffes

Bob Coble made six Giraffe puzzles out of poplar which would be a great gift for a child or grandchild. He used a pattern he purchased and a scroll saw. Within one puzzle, there is a dad, mom and a baby Giraffe. Bob also made a base for each one so when the puzzle is assembled, the giraffe family can be displayed upright.





## Meet Chet Bergey—A Master Craftsman

In 2021, Chet and his wife Ginny, moved to PBC from CA. He is the senior member of our Association and is in the Woodshop almost every day. He taught woodworking for six years in a high school in Africa where he helped found a trade school. In CA he taught trade skills in a Christian school named Monte Vista High School. For the most part, Chet uses hand tools and cuts his own dovetails. He said, “When I first visited PBC, I was absolutely delighted to learn of the new woodshop because I wanted to continue doing woodworking in my retirement years. I am still impressed today with the shop and how all the woodworkers are quick to lend a hand when needed.” When Chet’s family visits PBC, they have been known to go to the Gift Shop and purchase all his woodworking items. We are blessed to have Chet.



## A New Mobile Plywood Cart

Pictured to the left are John Walz, Larry Rush, and Bob Coble. Below are photos of the new mobile plywood cart. John designed it on a CAD program and Larry and Bob helped make it. Resident Norm Hartzell has a friend named Mark Atkinson of Atkinson Woodworking in Telford, who donates cut-offs of high-grade cabinet plywood to the Taylor Woodshop. Now we have a place to store all the plywood with easy access.



# Newsletter

This publication features members of the Peter Becker Community Woodworker's Association which has thirty members. Several of our Woodworkers clean, repair and restore furniture which is sold in the new Thrift/Furniture Store on campus to benefit the PBC Auxiliary. Robert Coble, a woodworker, is editor and photographer of this publication, and he is assisted by Marilyn Derstine. The President of the Association is Jody Law. For more information, please contact her at 215-990-6420.

## ***ATTENTION***

**This issue and future issues of the Newsletter will be posted on Peter Becker's Website and the Portal.**