

The Peter Becker Community

Woodworkers' Newsletter

January-February 2025



A Message From Our President




As February and the cold snowy weather comes and goes, I start thinking about the sunny warm spring, and what new and different items we can make in the shop. This next month I will be working on compiling a list of what we will need for the Pearl Buck show in late November. If any of you want to help, or if you have an idea of what you want to make, please let me know. Thank you all for supporting the shop and your willingness to share your craft. -Jody Law



A Wood Twist End Table

Resident Joe Wilkens asked the woodworkers to clean the top of this incredible table from Africa called a wood twist end table. John Walz and Bob Coble carefully cleaned the top and applied four coats of polyurethane finish. Joe, who has traveled to 100 countries, brought this table home from the south side of the Atlas Mountains near Morocco, Africa.



MISSION STATEMENT

We are a diverse group of Peter Becker residents who explore, share, and expand our woodworking skills. We value: creativity, safety, teamwork, a clean environment, and sharing skills. Our goal: to have our members use the woodshop for both individual and selective community projects.

New Wood Storage Shelf & Generous Donation




Pictured to the left are John Walz, Rob Russell, and Bob Coble who built a new storage shelf for wood. The gray shelf, located behind the miter saw, has six shelves and is 21-3/4" wide by 87" long. Earl Ludwig and his wife are waiting for an apartment in Maplewood and he is downsizing and graciously offered to donate wood to the Woodshop. Thus, the shelf was built to store his generous donations.

On January 27, Earl arrived with his second donation which practically filled the new shelf. Included were pine, walnut, poplar, and cherry, and an assortment of wood slabs. Thanks to the following woodworkers who helped unload and sort the wood: Jim Brasch, Bob Coble, Sue Elverson, Chet Kratz, Rob Russell, and Dave Wolff.



Oven Squirrels



Rob Russell Sanding An Oven Squirrel



Here we are in early 2025, and the PBC Woodworkers have already begun making more oven squirrels. Last year, between Pearl Buck Craft Show and the Maple Corners Gift Shop, we sold over 155 of them. We are grateful to Rose Bondi who, several years ago, suggested the idea and pattern.

Pictured to the right is one of our new woodworkers, Chet Kratz, who offered to cut out and sand oven squirrels. The cherry wood was from a table top donated by Dave Merrick.



PBC	This Newsletter
Woodworkers	<p>This publication features members of the PBC Woodworkers' Association. Bob Coble is the photographer and editor, and he is assisted by Marilyn Derstine. For more information, please call our President, Jody Law, 215-990-6420.</p>

Pictured to the right is an air filtration device donated several years ago by Mark de Porry. It has three filters and is designed to catch very fine dust. Following a recent inspection, it was recommended that this filter be "on" whenever someone is in the shop. So, PBC's electrician connected it to the overhead lights, and that solved the problem and will improve the quality of air in the woodshop.



Air Filtration Improved


Cost of Wood for a Personal Project

There is no cost for wood from the yellow mobile cart and the plywood cart. For any other wood, the cost is only \$4.00 a board foot. Checks should be made out to PBC, earmarked for the Woodworkers, and given to Treasurer, Dave Wolff.

Chair Repair



Pictured to the left is Bob Coble repairing four antique chairs for resident Ed Wilson. He drilled several 3/16" holes, and then using a special syringe loaded with wood glue, injected the glue. Then he filled the holes and touched them up with paint.



Pictured above is Chet Bergey who took a large block of walnut and hand carved it with chisels into a beautiful bowl. This takes many hours and several days to finish. Chet's woodworking skills are an inspiration to all the woodworkers.

Pictured to the right is another open variegated vase/bowl made by Joe Bondi. Many hours were spent cutting the eleven layers made out of pieces of

cherry and maple. Then it was turned on a lathe, sanded, and finished with polyurethane.

